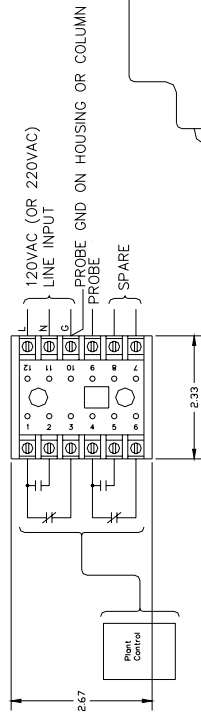
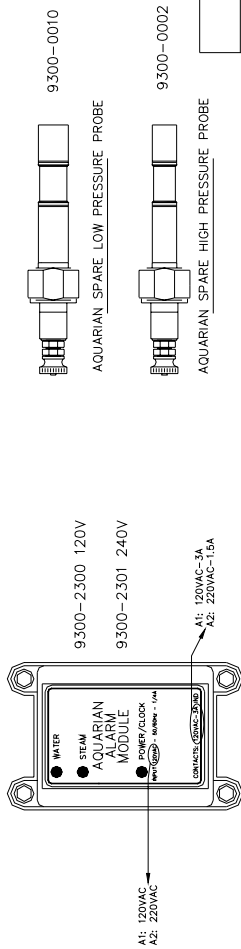


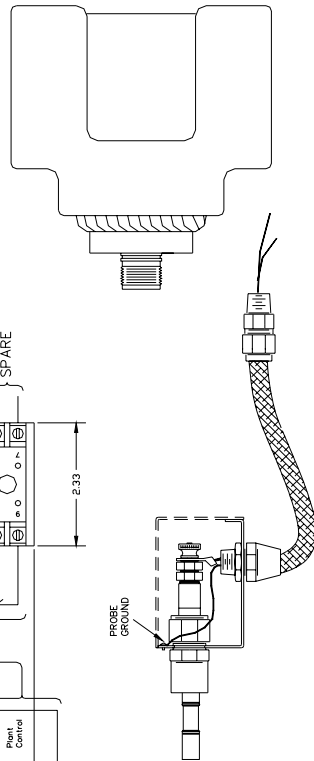


DRAWING NO.  
946-600

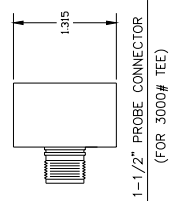


1-1/2" SW 3000LB  
TEE W/ HP  
CONNECTOR WELDED IN

High Pressure 9300-1603  
Low Pressure 9300-1600



High Pressure 9900-7300  
Low Pressure 9900-7301



High Pressure 9900-7170  
Low Pressure 9900-7171



SYSTEM ORDERING INFORMATION

DESCRIPTION	FST No.
AQUARIAN ALARM MODULE C/W TYPE A PROBE CONNECTOR AND LOW PRESSURE PROBE	9399-2200
AQUARIAN ALARM MODULE C/W TYPE A PROBE CONNECTOR AND HIGH PRESSURE PROBE	9399-2201
AQUARIAN ALARM MODULE C/W 1-1/2" PROBE CONNECTOR & LOW PRESSURE PROBE	9399-2202
AQUARIAN ALARM MODULE C/W 1-1/2" PROBE CONNECTOR & HIGH PRESSURE PROBE	9399-2204
AQUARIAN ALARM MODULE WITH LP PROBE CONNECTOR WELDED IN 1-1/2" SW 3000LB TEE	9399-2203
AQUARIAN ALARM MODULE WITH HP PROBE CONNECTOR WELDED IN 1-1/2" SW 3000LB TEE	9399-2205

COMPONENT ORDERING INFORMATION

DESCRIPTION	FST No.
AQUARIAN ALARM MODULE (120VAC)	9300-2300
AQUARIAN ALARM MODULE (220VAC)	9300-2301
LOW PRESSURE PROBE	9300-0010
HIGH PRESSURE PROBE	9300-0002
1/2" TYPE A PROBE CONNECTOR (HP)	9900-7170
1/2" TYPE A PROBE CONNECTOR (LP)	9900-7171
1-1/2" PROBE CONNECTOR (HP)	9900-7300
1-1/2" PROBE CONNECTOR (LP)	9900-7301
PROBE HOUSING AND CONDUIT ASSEMBLY	9310-0030
1-1/2" SW 3000LB TEE C/W 1-1/2" PROBE CONNECTOR (HP)	9300-1603
1-1/2" SW 3000LB TEE C/W 1-1/2" PROBE CONNECTOR WELDED IN (LP)	9300-1600

Fossil Steam Technologies Inc.

Aquarian Single Probe Alarm Module

DRAWING NO. 946-600

REV. 2

This drawing is the property of Fossil Steam Technologies Inc. and is not to be reproduced, stored in a retrieval system, or transmitted in any form or by any means, electronic, mechanical, photocopying, recording, or otherwise, without the prior written permission of Fossil Steam Technologies Inc. All drawings are subject to change without notice. Approval for reproduction must be obtained from Fossil Steam Technologies Inc.

